

# BD Quikheel™ Lancet

**Gentle, safe blood-sampling device designed for heelsticks in premature infants, newborns and babies**



Helping all people  
live healthy lives



# BD Quikheel™ Lancet

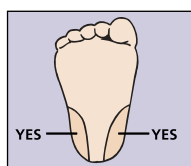
## Ease of Use

- Tapered Contact Surface provides better visibility of site location
- Finger Contoured Design provides a steady and stable grip
- Color Coded for easy selection
- Instant Trigger Action eliminates the need for safety tabs to prevent blade release

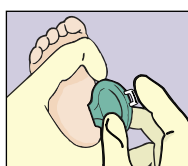
## Patient Comfort and Safety

- Extra Thin Surgical Steel Blade provides the finest, cleanest surgical incision
- Permanently Retractable Blade minimizes possible injury or reuse
- Consistent Depth and Width of Incision provides desired blood flow

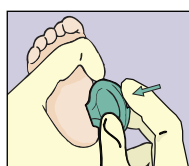
## Performing a Heel Stick



Select a site identified in the colored area above. Cleanse site thoroughly with alcohol. (70/30 by volume, 70%). Allow skin to air dry.



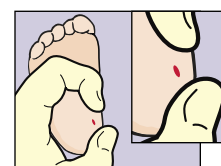
With a gloved hand, place the **BD Quikheel Lancet** against the site with the Quikheel logo facing you. Place the blade slot area securely against the heel at a 90° angle to the length of the foot or parallel to the length of the foot.



Firmly and completely depress the trigger with your index finger.



After triggering the lancet, remove the lancet and discard it into a biohazard sharps collector.



Gently wipe away the first drop of blood with sterile gauze or cotton ball.

Apply gentle pressure with the thumb and ease intermittently as drops of blood form.

**Be sure to apply pressure such that the incision is opened.**



### Description

BD Quikheel™  
Premie Lancet  
Catalog # 368100

### Depth

0.85mm

### Width

1.75mm

### Packaging

50/Box, 200/Case



BD Quikheel™  
Infant Lancet  
Catalog # 368101

1.0mm

2.50mm

50/Box, 200/Case

**BD Vacutainer Technical Services:** 1.800.631.0174  
**BD Customer Service:** 1.888.237.2762  
[www.bd.com/vacutainer](http://www.bd.com/vacutainer)



**BD Vacutainer Systems  
Preanalytical Solutions**  
1 Becton Drive  
Franklin Lakes, NJ 07417

Handle all biologic samples and blood collection "sharps" (lancets, needles, luer adapters and blood collection sets) according to the policies and procedures of your facility. Obtain appropriate medical attention in the event of any exposure to biologic samples (for example, through a puncture injury) since they may transmit viral hepatitis, HIV (AIDS), or other infectious diseases. Utilize any built-in used needle protector if the blood collection device provides one. BD does not recommend resheathing used needles, but the policies and procedures of your facility may differ and must always be followed. Discard any blood collection "sharps" in biohazard containers approved for their disposal.